

POWER DISTRIBUTION UNITS

Power management solutions



CyberPower®



CYBERPOWER PDUs

Your ultimate ally in power



QUALITY & INNOVATION

From basic to advanced, CyberPower offers innovative PDUs to efficiently direct and manage power to IT equipment in all types of rack environments. We lead the way with innovative features, warranty coverage, and advanced specifications.



TRUE MANUFACTURER ADVANTAGE

As a true manufacturer, we have complete control over the production process and supply chain. For you, it means top-quality products and availability.



WE'VE GOT YOU COVERED

CyberPower offers a wide variety of PDU options to fit your power needs to distribute, monitor and control power distribution to your critical equipment.

PDU FEATURES

Power distribution made easy

CyberPower PDUs are equipped with a variety of features designed to optimize efficiency and conveniently manage all of your power distribution needs.

ULTRA-LOW POWER CONSUMPTION

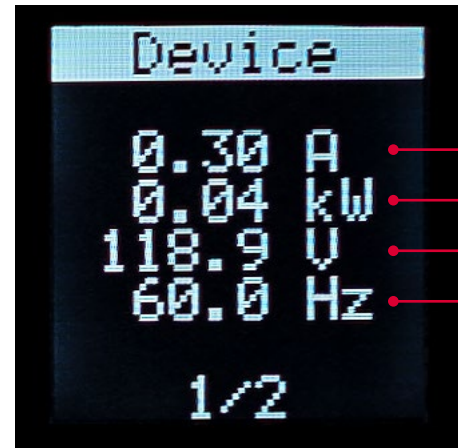
The PDU consumes less than five watts when idle, resulting in less heat generation and lower operating cost.

HIGH-OPERATING TEMPERATURE RANGE

For high-density rack environments up to 140° F / 60° C.

+/-1% ACCURATE METERING

Accurate metering of amps, watts, and voltage ensures optimal power usage and PDU management.



Amps
Kilowatts
Volts
Hertz

DURABLE METAL HOUSING

Protects internal components and resists damage from impact or abrasions within challenging industrial environments.



CABLE MANAGEMENT

All CyberPower PDUs come with a cord retention tray to secure power cords, keeping them organized, accessible, and plugged in.



VERTICAL & HORIZONTAL MOUNTING

Allows for vertical or horizontal mounting on equipment racks, walls or shelves.



PDU FEATURES

Local management

Many CyberPower PDUs include a management console on the unit that centralizes all of the monitoring and controls in one convenient place. The console provides power status updates at-a-glance and control of the PDU to ensure power flows to connected devices.

MULTIFUNCTION LCD

Monitor, customize, and control the PDU with a user-friendly interface. The LCD provides real-time information about the PDU including amperage, voltage, and power and also allows for configuration of PDU parameters and local outlet control for switched PDUs.

MULTI-COLOR LCD BACKGROUND

Select LCD background color for convenient classification and identification of the PDU. The LCD turns red when there is an alert.

Product Series

- Monitored
- Switched
- Switched Metered-By-Outlet (MBO)



DAISY-CHAIN CAPABILITY

Manage up to four PDUs with a single IP address.

USER-UPGRADEABLE FIRMWARE

Update firmware via USB port to obtain new features, updates, and improvements.

HOT-SWAPPABLE LCD

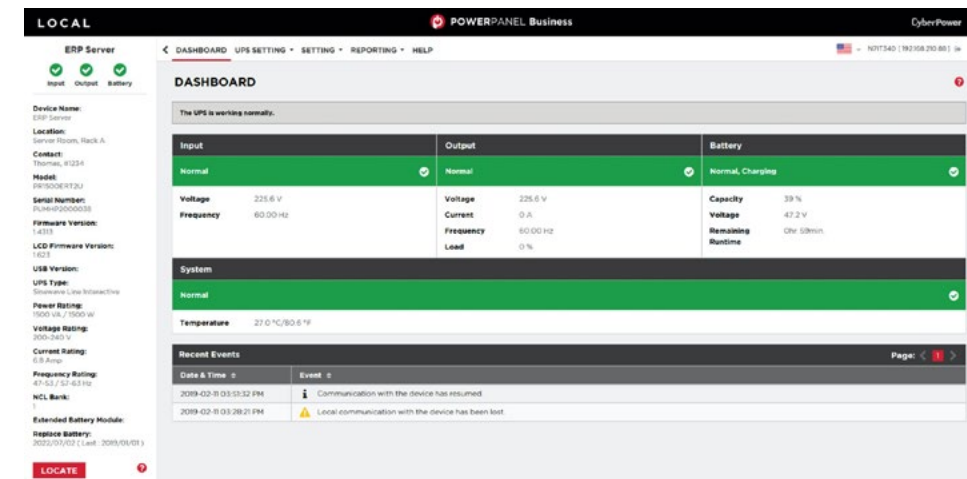
Replace the LCD without powering down for seamless maintenance and increased uptime.

Remote management

In addition to local management, CyberPower PDUs also provide remote management functionality. This allows IT administrators the convenience of monitoring and managing PDUs from practically anywhere through a web-based management platform.

PDU MONITORING SOFTWARE

PowerPanel® Business 4 software makes it easy to monitor and manage CyberPower network-connected PDUs at anytime from anywhere. The color-coded dashboard provides instant confirmation of power status and alerts. User-friendly controls make setup simple and alert notification options include email, SMS text, and instant messaging.



ENVIRO-MONITORING

Optional environmental sensor allows for remote monitoring of rack temperature and humidity to ensure optimal operating environment.

REMOTE SWITCHING

Provides remote control of each outlet (device) individually or collectively.



TECH TIPS AND TOOLS

CyberPower offers a variety of educational tools to help you find the right power distribution solution for your needs.

[PDU BUYING GUIDE](#) | [PDU SELECTOR TOOL](#)

PDU PRODUCT LINES

Power distribution solutions to fit your needs

While all CyberPower PDUs distribute network power to multiple devices, the needs of your organization may be more specific. CyberPower offers a variety of PDUs with a range of outlets, input power, mounting and voltage options, as well as metering, monitoring, and switching capabilities.

BASIC

Distributes power to connected devices.

METERED

Distributes and meters power to connected devices and includes a digital meter to monitor load levels.

MONITORED

Distributes, meters, and monitors power to connected devices and a network connection to allow for remote monitoring.

SWITCHED

Distributes, meters, and monitors power to connected devices and a network connection to allow for remote monitoring while offering individual outlet control.

SWITCHED METERED-BY-OUTLET (MBO)

Distributes and monitors power to connected devices and a network connection to allow for remote monitoring while offering individual outlet metering and control.

METERED AUTO-TRANSFER SWITCH (ATS)

Distributes and meters power to connected devices through primary or secondary (redundant) power sources as needed.


SWITCHED AUTO TRANSFER SWITCH (ATS)

Distributes power to connected devices and switches automatically between primary or secondary (redundant) power sources as needed through remote control.

PDU PRODUCT LINE FEATURE COMPARISON

MODEL	HORIZONTAL & VERTICAL MOUNTING	LOCAL MONITORING	REMOTE MONITORING	ENVIRO-MONITORING*	REMOTE SWITCHING
Basic	●				
Metered	●	●			
Monitored	●	●	●	●	
Switched	●	●	●	●	●
Switched MBO	●	●	●	●	●
Metered ATS		●			
Switched ATS		●	●	●	●

*Enviro-monitoring capabilities possible with separately purchased CyberPower Environmental Sensor.



PDU PRODUCT SERIES: BASIC



CyberPower Basic PDUs provide reliable unfiltered power from a UPS system, generator, or utility source to multiple connected devices. To ensure power availability, Basic PDUs do not include features such as surge suppression or line filtering, which could interrupt the flow of power to connected equipment. Every Basic PDU comes with a Lifetime Warranty.

FEATURES

- Cable management
- Horizontal and vertical mounting
- Durable metal housing

RACK SIZE

OU & 1U

INPUT CURRENT

15A, 20A & 30A

MODEL	VOLTAGE	CORD LENGTH	PLUG TYPE	INPUT CURRENT	OUTLETS TOTAL	OUTLET TYPE(S)	DIMENSIONS (IN)	RACK HEIGHT
SINGLE-PHASE POWER								
PDU15B8R	100-125V	15'	NEMA 5-15P	15A (Derated to 12A)	8	5-15R	17.5 x 1.75 x 1.5	1U
PDU15B2F8R	100-125V	15'	NEMA 5-15P	15A (Derated to 12A)	10	5-15R	17.5 x 1.75 x 2.25	1U
PDU15B12R	100-125V	15'	NEMA 5-15P	15A (Derated to 12A)	12	5-15R	17.5 x 1.75 x 1.5	1U
PDU20B10R	100-125V	15'	NEMA 5-20P	20A (Derated to 16A)	10	5-20R	17.5 x 1.75 x 1.5	1U
PDU20BV32F	100-125V	10'	NEMA 5-20P	20A (Derated to 16A)	32	5-20R	1.75 x 70 x 1.5	OU
PDU30BT8F8R	100-125V	12'	NEMA L5-30P	30A (Derated to 24A)	16	5-20R	17.5 x 1.75 x 2.25	1U
PDU20BHVT12R	200-230V	10'	NEMA L6-20P	20A (Derated to 16A)	12	C13	17.5 x 1.75 x 1.5	1U
PDU30BHVT8R	200-230V	10'	NEMA L6-30P	30A (Derated to 24A)	8	(6) C13, (2) C19	17.5 x 1.75 x 1.5	1U
PDU30BHVT12R	200-230V	10'	NEMA L6-30P	30A (Derated to 24A)	12	C13	17.5 x 1.75 x 1.5	1U
PDU30BVHVT32F	200-230V	10'	NEMA L6-30P	30A (Derated to 24A)	32	(24) C13, (8) C19	1.75 x 60 x 1.5	OU

PDU PRODUCT SERIES: METERED



Our Metered PDUs provide network-grade power distribution and include a digital LCD current meter for local monitoring to help optimize load levels. Real-time load monitoring can help prevent downtime due to overloads or other power events.

Series features include switch-free design, network-grade plugs and outlets, a power cord, and a cord retention tray. Every Metered PDU comes with a Lifetime Warranty.

FEATURES

- Cable management
- Horizontal and vertical mounting
- Local monitoring
- Durable metal housing

RACK SIZE

OU & 1U

INPUT CURRENT

15A, 20A & 30A

MODEL	VOLTAGE	CORD LENGTH	PLUG TYPE	INPUT CURRENT	OUTLETS TOTAL	OUTLET TYPE(S)	DIMENSIONS (IN)	RACK HEIGHT
SINGLE-PHASE POWER								
PDU15MV20F	100-125V	10'	NEMA 5-15P	15A (Derated to 12A)	20	5-15R	1.75 x 48 x 2.25	OU
PDU15M2F10R	100-125V	15'	NEMA 5-15P	15A (Derated to 12A)	12	5-15R	17.5 x 1.75 x 2.25	1U
PDU20MV20F	100-125V	10'	NEMA 5-20P	20A (Derated to 16A)	20	5-20R	1.75 x 48 x 2.25	OU
PDU20M2F10R	100-125V	15'	NEMA 5-20P	20A (Derated to 16A)	12	5-20R	17.5 x 1.75 x 2.25	1U
PDU30MVHVT20F	200-230V	10'	NEMA L6-30P	30A (Derated to 24A)	20	(16) C13, (4) C19	1.75 x 48 x 2.25	OU



See our full assortment of PDU products at [CyberPowerSystems.com](https://www.CyberPowerSystems.com)

PDU PRODUCT SERIES: MONITORED



Our Monitored PDUs provide network-grade power distribution, local monitoring, and remote monitoring via a network connection to allow for status updates of voltage, frequency, and load levels in real-time. It can send alerts when load levels exceed thresholds, preventing downtime before it happens. Monitored PDUs also include Power Panel® management software, which allows for easy control and monitoring of the PDU.

Features of the Monitored PDU Series include upgradeable firmware, a SNMP network interface, a switch-free design, network-grade plugs and outlets, a power cord, and a cord retention tray. Every Monitored PDU comes with a Three-Year Limited Warranty.

FEATURES	RACK SIZE	INPUT CURRENT
<ul style="list-style-type: none"> • Cable management • Horizontal and vertical mounting • Local monitoring • Remote monitoring • Durable metal housing • Single-Phase Power • 3-Phase Power 	OU, 1U & 2U	15A, 20A, 30A, 50A & 60A

MODEL	VOLTAGE	CORD LENGTH	PLUG TYPE	INPUT CURRENT	OUTLETS TOTAL	OUTLET TYPE(S)	DIMENSIONS (IN)	RACK HEIGHT
SINGLE-PHASE POWER								
PDU31001	100-120V	12'	NEMA 5-15P	15A (Derated to 12A)	8	5-15R	17.05 x 1.75 x 4.41	1U
PDU31101	100-120V	10'	NEMA (L)5-20P	20A (Derated to 16A)	24	5-20R	2.2 x 65.5 x 1.9	0U
PDU31002	100-120V	12'	NEMA (L)5-20P	20A (Derated to 16A)	8	5-20R	17.05 x 1.75 x 4.41	1U
PDU31003	100-120V	12'	NEMA L5-30P	30A (Derated to 24A)	16	5-20R	17.05 x 3.5 x 4.41	2U
3-PHASE POWER								
PDU33110	200-240V	10'	Hubbell CS8365C	60A (Derated to 48A)	18	6 - IEC-320 C13 + 12 - IEC-320 C19	2.2 x 70.5 x 2.2	0U
PDU33105	208V	10'	NEMA L21-30P	30A (Derated to 24A)	44	2 - NEMA 5-20R + 36 - IEC-320 C13 + 6 - IEC-320 C19	2.2 x 70.5 x 2.2	0U
PDU33108	200-240V	10'	IEC-309 60A Blue (3P+E)	50A (Derated to 35A)	42	36 - IEC-320 C13 + 6 - IEC-320 C19	2.2 x 70.5 x 2.2	0U
PDU33103	208V	10'	NEMA L21-20P	20A (Derated to 16A)	44	2 - NEMA 5-20R + 36 - IEC-320 C13 + 6 - IEC-320 C19	2.2 x 70.5 x 2.2	0U

PDU PRODUCT SERIES: SWITCHED



CyberPower Switched PDUs provide network-grade power distribution, remote/local monitoring, and outlet control to switch each outlet (device) on or off individually or collectively. Power status and PDU vitals can be monitored over the network, using the CyberPower Management Console and the RJ45 Ethernet port, or locally by using the digital LCD meter. Also, planned power cycling of attached equipment can occur without disrupting performance.

Features of the Switched PDU Series include upgradeable firmware, a SNMP network interface, a switch-free design, network-grade plugs and outlets, a power cord, and a cord retention tray. Every Switched PDU comes with a Three-Year Limited Warranty.

FEATURES	RACK SIZE	INPUT CURRENT
<ul style="list-style-type: none"> • Cable management • Horizontal and vertical mounting • Local monitoring • Remote monitoring • Remote switching • Durable metal housing 	OU, 1U & 2U	15A, 20A & 30A

MODEL	VOLTAGE	CORD LENGTH	PLUG TYPE	INPUT CURRENT	OUTLETS TOTAL	OUTLET TYPE(S)	DIMENSIONS (IN)	RACK HEIGHT
SINGLE-PHASE POWER								
PDU41001	100-120V	12'	NEMA 5-15P	15A (Derated to 12A)	8	5-15R	17.05 x 1.75 x 4.41	1U
PDU41101	100-120V	10'	NEMA (L)5-20P	20A (Derated to 16A)	24	5-20R	1.88 x 65.6 x 1.88	0U
PDU41002	100-120V	12'	NEMA (L)5-20P	20A (Derated to 16A)	8	5-20R	17.05 x 1.75 x 4.41	1U
PDU41003	100-120V	12'	NEMA L5-30P	30A (Derated to 24A)	16	5-20R	17.05 x 3.5 x 4.41	2U

PDU PRODUCT SERIES: SWITCHED MBO



Our Switched Metered-by-Outlet (MBO) PDUs combine network-grade power distribution with outlet-level monitoring and remote outlet control for advanced energy management. Power consumption and PDU vitals can be monitored in real-time over the network or locally on the interactive multifunction LCD. Outlets can be switched on and off remotely for unscheduled reboots, load shedding, controlled power-cycling, and more.

Features of the Switched MBO PDUs include a SNMP network interface and downloadable firmware updates. Each Switched MBO PDU also includes a Three-Year Limited Warranty.

FEATURES	RACK SIZE	INPUT CURRENT
<ul style="list-style-type: none"> Cable management Horizontal and vertical mounting Local monitoring Remote monitoring Remote switching Single-Phase Power 3-Phase Power 	OU, 1U & 2U	15A, 20A, 30A, 50A & 60A

MODEL	VOLTAGE	CORD LENGTH	PLUG TYPE	INPUT CURRENT	OUTLETS TOTAL	OUTLET TYPE(S)	DIMENSIONS (IN)	RACK HEIGHT
-------	---------	-------------	-----------	---------------	---------------	----------------	-----------------	-------------

SINGLE-PHASE POWER

PDU81001	100-120V	12'	NEMA 5-15P	15A (Derated to 12A)	8	5-20R	17.05 x 1.75 x 4.41	1U
PDU81101	100-120V	10'	NEMA (L)5-20P	20A (Derated to 16A)	24	5-20R	2.2 x 65.6 x 1.89	OU
PDU81002	100-120V	12'	NEMA L5-20P	20A (Derated to 16A)	8	5-20R	17.05 x 1.75 x 4.41	1U
PDU81003	100-120V	12'	NEMA L5-30P	30A (Derated to 24A)	16	5-20R	17.05 x 3.5 x 4.41	2U

3-PHASE POWER

PDU83102	200-240V	10'	NEMA L21-20P	20A (Derated to 16A)	30	24 - IEC-320 C13 + 6 - IEC-320 C19	2.2 x 70.5 x 2.2	OU
PDU83103	200-240V	10'	NEMA L15-20P	20A (Derated to 16A)	30	24 - IEC-320 C13 + 6 - IEC-320 C19	2.2 x 70.5 x 2.2	OU
PDU83104	200-240V	10'	NEMA L21-30P	30A (Derated to 24A)	30	24 - IEC-320 C13 + 6 - IEC-320 C19	2.2 x 70.5 x 2.2	OU
PDU83105	200-240V	10'	NEMA L15-30P	30A (Derated to 24A)	30	24 - IEC-320 C13 + 6 - IEC-320 C19	2.2 x 70.5 x 2.2	OU
PDU83106	200-240V	10'	IEC-309 30A Blue (3P+E)	30A (Derated to 24A)	30	24 - IEC-320 C13 + 6 - IEC-320 C19	2.2 x 70.5 x 2.2	OU
PDU83107	200-240V	10'	Hubbell CS8365C	50A (Derated to 35A)	30	24 - IEC-320 C13 + 6 - IEC-320 C19	2.2 x 70.5 x 2.2	OU
PDU83108	200-240V	10'	IEC-309 60A Blue (3P+E)	60A (Derated to 3A)	30	24 - IEC-320 C13 + 6 - IEC-320 C19	2.2 x 70.5 x 2.2	OU
PDU83111	346-415V	10'	IEC-309 20A Red (3P+N+E)	20A (Derated to 16A)	30	24 - IEC-320 C13 + 6 - IEC-320 C19	2.2 x 70.5 x 2.2	OU

PDU PRODUCT SERIES: METERED ATS



Designed for datacenters and other electrically demanding applications, CyberPower Metered Auto Transfer Switch (ATS) PDUs, provide backup power from redundant power sources to equipment with a single power supply. If power from the primary source fails, the PDU will automatically switch to the secondary power source to ensure continuous operation, and revert back to the primary power source when incoming power stabilizes. Dual power cords can be plugged into separate power sources to provide redundancy to single-corded connected equipment.

The current draw for connected equipment is displayed in amps on the front LCD for real-time, local load monitoring. Remote monitoring, reporting, and event notification are also available with purchase of RMCARD205. Each Metered ATS PDU also includes a Three-Year Limited Warranty.

*Note: Only sine wave AC power sources are compatible with this ATS PDU. Simulated sine wave AC power sources are not compatible.

FEATURES	RACK SIZE	INPUT CURRENT
<ul style="list-style-type: none"> Cable management Local monitoring Power redundancy Durable metal housing 	1U & 2U	15A, 20A & 30A

MODEL	VOLTAGE	CORD LENGTH	PLUG TYPE	INPUT CURRENT	OUTLETS TOTAL	OUTLET TYPE(S)	DIMENSIONS (IN)	RACK HEIGHT
-------	---------	-------------	-----------	---------------	---------------	----------------	-----------------	-------------

SINGLE-PHASE POWER

PDU15M10AT	100-120V	10'	NEMA 5-15P	15A (Derated to 12A)	10	NEMA 5-15R	17.05 x 1.75 x 9.3	1U
PDU15MHVIEC12AT	200-240V	10'	2 x IEC-320 C14	15A (Derated to 12A)	12	IEC-320 C13	17.05 x 1.75 x 9.3	1U
PDU20MT10AT	100-120V	10'	2 x NEMA L5-20P	20A (Derated to 16A)	10	NEMA 5-20R	17.05 x 1.75 x 9.3	1U



See our full assortment of PDU products at [CyberPowerSystems.com](https://www.CyberPowerSystems.com)

PDU PRODUCT SERIES: SWITCHED ATS



The Switched Auto Transfer Switch (ATS) PDU series provide network-grade power distribution, remote/local monitoring, and remote outlet control plus the ability to distribute redundant power from separate input sources to single-corded connected equipment. If power for the primary source fails, the PDU will switch to the secondary power source to ensure continuous operation, and then switch back to the primary source once power stabilizes. Using the CyberPower Management Console and the RJ45 Ethernet port, power status and PDU vitals can be monitored remotely or locally on the digital LCD meter. Also, planned power cycling of attached equipment can occur without disrupting performance.

Features of the Switched ATS PDU Series include upgradeable firmware, a SNMP network interface, a switch-free design, network-grade plugs and outlets, a power cord, and a cord retention tray. Every Switched ATS PDU comes with a Three-Year Limited Warranty.

*Note: Only sine wave AC power sources are compatible with this ATS PDU. Simulated sine wave AC power sources are not compatible.

FEATURES	RACK SIZE	INPUT CURRENT
<ul style="list-style-type: none"> • Cable management • Local monitoring • Remote monitoring • Remote switching • Power redundancy • Durable metal housing 	1U & 2U	15A, 20A & 30A

MODEL	VOLTAGE	CORD LENGTH	PLUG TYPE	INPUT CURRENT	OUTLETS TOTAL	OUTLET TYPE(S)	DIMENSIONS (IN)	RACK HEIGHT
SINGLE-PHASE POWER								
PDU15SW10ATNET	100-120V	10'	NEMA 5-15P	15A (Derated to 12A)	10	NEMA 5-15R	1.75 x 17.05 x 9.3	1U
PDU20SW10ATNET	100-120V	10'	2 x NEMA 5-20P	20A (Derated to 16A)	10	NEMA 5-20R	1.75 x 17.05 x 9.3	1U
PDU30SW17ATNET	100-120V	10'	2 x NEMA L5-30P	30A (Derated to 24A)	17	16 - NEMA 5-20R + 1 - NEMA L5-30R	3.5 x 17.05 x 9.3	2U

POWERING PERFORMANCE

Solutions for all your power protection needs



UNINTERRUPTIBLE POWER SUPPLY (UPS) SYSTEMS

While we can't choose when power events occur, we can choose to be prepared for them. Protect your devices and data with an Uninterruptible Power Supply (UPS) system, which provides a bridge of power when utility power fails or enough power for graceful shutdown during longer outages.



SERVER RACKS AND ACCESSORIES

Secure and organize IT equipment with CyberPower Carbon™ Server Racks. Options include open frame racks for secure server rooms, wall mount rack enclosures which save floor space, and fully enclosed server rack equipment and hardware.

Rack accessories include fans, air flow management, cable management, security, shelves, and sensors. The CyberPower ENVIROSENSOR monitors connected devices such as alarms and security systems, and can also track temperature and humidity readings when combined with a remote management card.



SURGE PROTECTORS AND POWER ACCESSORIES

Keep your electronics and mobile devices powered and protected with our extensive line of surge protectors and power accessories including USB chargers, power inverters, and universal power adapters. Wherever you need power, CyberPower has the products you need to stay protected and connected.



See our full assortment of PDU products at [CyberPowerSystems.com](https://www.CyberPowerSystems.com)

CONNECT AND PROTECT

Find the right PDU system for you



CALL

our dedicated pre-sales support professionals to answer your questions at 877.901.1930



CHAT

with our power protection experts online at [CyberPowerSystems.com/support/](https://www.CyberPowerSystems.com/support/)



CLICK

[PDU Selector](#) | Find the right PDU system for you.
[Choosing a PDU](#) | A Power Management Primer

CONTACT US

Sales

1.877.901.1930

sales@cpsww.com

CyberPower®

Cyber Power Systems (USA), Inc.

4241 12th Avenue East

Suite 400

Shakopee, MN 55379

1.877.297.6937

[CyberPowerSystems.com](https://www.CyberPowerSystems.com)

